

VSH Press

6 Programma di fornitura

67

6.1 VSH Press Acciaio inossidabile



R 2750 Tubo in acciaio inossidabile

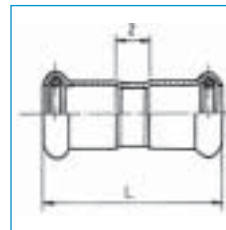
(lunghezza 6m)



Dimensione	DN	N° articolo
15 x 1,0	12	26010
18 x 1,0	15	26012
22 x 1,2	20	26014
28 x 1,2	25	26016
35 x 1,5	32	26018
42 x 1,5	40	26020
54 x 1,5	50	26022
76,1 x 2,0	65	26024
88,9 x 2,0	80	26026
108 x 2,0	100	26028

R 2701 Manicotto

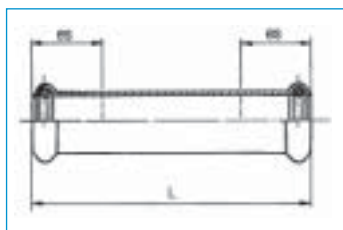
(2 x pressato)



Dimensione	N° articolo	L	Z
15 x 15	11694	52	12
18 x 18	11695	53	13
22 x 22	11696	56	14
28 x 28	11697	62	16
35 x 35	11698	71	19
42 x 42	11699	78	18
54 x 54	11700	90	20
76,1 x 76,1	12701	144	34
88,9 x 88,9	12702	158	30
108 x 108	12703	197	28

R 2703 Manicotto lungo

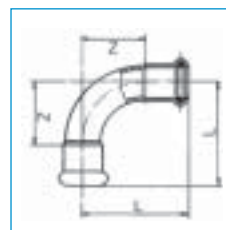
(2 x pressato)



Dimensione	N° articolo	L	es
15 x 15	11728	74	25
18 x 18	11729	78	25
22 x 22	11730	82	25
28 x 28	11731	92	30
35 x 35	11732	99	30
42 x 42	11733	114	40
54 x 54	11734	138	40
76,1 x 76,1	12735	226	60
88,9 x 88,9	12736	255	70
108 x 108	12737	304	80

R 2708 Gomito a 90° FF

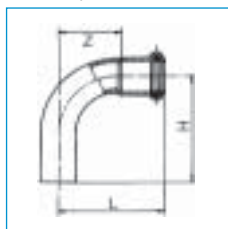
(2 x pressato)



Dimensione	N° articolo	L	Z
15 x 15	11620	47	27,0
18 x 18	11621	54	34,0
22 x 22	11622	61	40,0
28 x 28	11623	72	49,0
35 x 35	11624	86	60,0
42 x 42	11625	112	82,0
54 x 54	11626	138	103,0
76,1 x 76,1	23000	152	99,5
88,9 x 88,9	23001	175	115,0
108 x 108	23002	213	139,0

R 2711 Gomito a 90° maschio-femmina

(pressato x estremità di inserimento)



Dimensione	N° articolo	L	Z	H
15 x Ø15	11634	47	27,0	64
18 x Ø18	11635	54	34,0	72
22 x Ø22	11636	61	40,0	76
28 x Ø28	11637	72	49,0	91
35 x Ø35	11638	86	60,0	92
42 x Ø42	11639	112	82,0	119
54 x Ø54	11640	138	103,0	145
76,1 x Ø76,1	23003	152	99,5	167
88,9 x Ø88,9	23004	175	115,0	194
108 x Ø108	23005	213	139,0	235

R 2713 Gomito a 45° FF

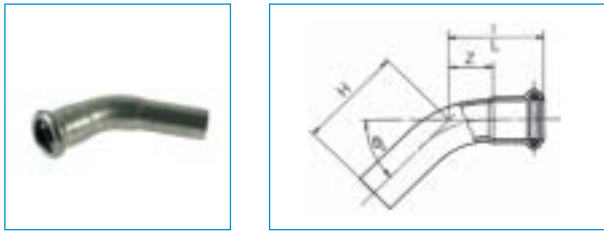
(2 x pressato)



Dimensione	N° articolo	L	Z
15 x 15	11604	36	16,0
18 x 18	11605	37	17,0
22 x 22	11606	43	22,0
28 x 28	11607	50	27,0
35 x 35	11608	58	32,0
42 x 42	11609	72	42,0
54 x 54	11610	85	50,0
76,1 x 76,1	23006	99	46,5
88,9 x 88,9	23007	113	53,0
108 x 108	23008	139	65,0

R 2712 Gomito a 45° maschio-femmina

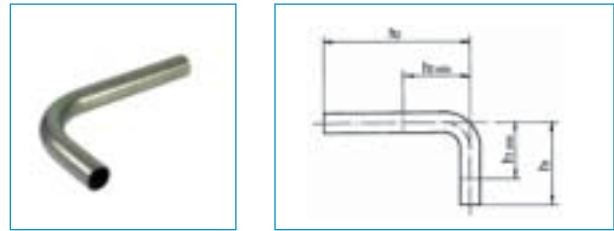
(pressato x estremità di inserimento)



Dimensione	N° articolo	L	Z	H
15 x Ø15	11611	36	16,0	46
18 x Ø18	11612	37	17,0	48
22 x Ø22	11613	43	22,0	51
28 x Ø28	11614	50	27,0	57
35 x Ø35	11615	54	28,0	68
42 x Ø42	11616	68	38,0	82
54 x Ø54	11617	81	46,0	96
76,1 x Ø76,1	23009	99	46,5	115
88,9 x Ø88,9	23010	113	53,0	130
108 x Ø108	23011	139	65,0	160

R 2725 Tubo ricurvo a 90° MM

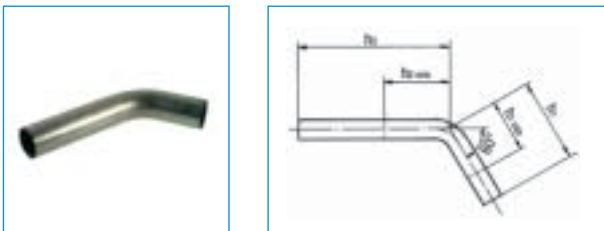
(2 x estremità di inserimento)



Dimensione	N° articolo	h2	h2min	h1	h1min
Ø15 x Ø15	11627	120	58	70	58
Ø18 x Ø18	11628	120	63	70	63
Ø22 x Ø22	11629	120	70	70	70
Ø28 x Ø28	11630	120	80	80	80
Ø35 x Ø35	11631	200	100	120	100
Ø42 x Ø42	11632	250	120	150	120
Ø54 x Ø54	11633	300	145	200	145

R 2724 Tubo ricurvo a 60° MM


(2 x estremità di inserimento)



Dimensione	N° articolo	h2	h2min	h1	h1min
Ø28 x Ø28	11618	121	66	63	63
Ø35 x Ø35	11619	203	77	97	77
Ø42 x Ø42	11808	256	90	120	90
Ø54 x Ø54	11809	306	107	162	107

R 2723 Tubo ricurvo a 30° MM

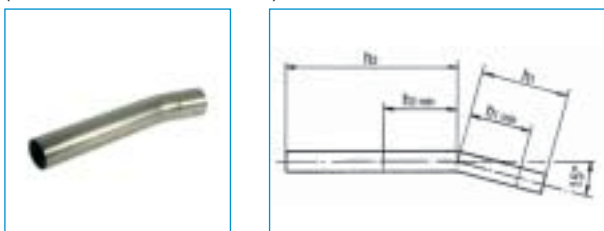
(2 x estremità di inserimento)



Dimensione	N° articolo	h2	h2min	h1	h1min
Ø28 x Ø28	11602	130	54	51	51
Ø35 x Ø35	11603	214	60	80	60
Ø42 x Ø42	11806	272	69	99	69
Ø54 x Ø54	11807	326	79	134	79

R 2722 Tubo ricurvo a 15° MM

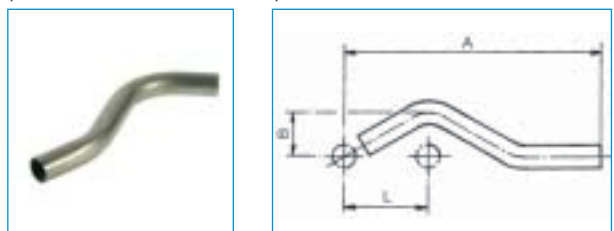
(2 x estremità di inserimento)



Dimensione	N° articolo	h2	h2min	h1	h1min
Ø28 x Ø28	11600	134	48	45	45
Ø35 x Ø35	11601	222	53	73	53
Ø42 x Ø42	11804	280	59	89	59
Ø54 x Ø54	11805	337	67	122	67

R 2717 Scavalcatubi (tubazioni parallele)

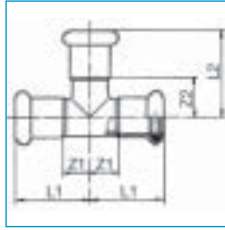
(2 x estremità di inserimento)



Dimensione	N° articolo	A	B	L
Ø15 x Ø15	11708	158	37	57
Ø18 x Ø18	11709	165	40	60
Ø22 x Ø22	11710	178	44	65
Ø28 x Ø28	11711	210	50	74

R 2714 Raccordo a T

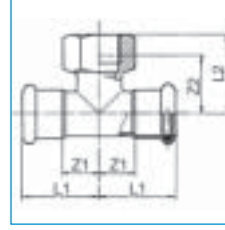
(3 x pressato)



Dimensione	N° articolo	L1	Z1	L2	Z2
15 x 15 x 15	11735	37,0	17,0	34,0	14,0
18 x 18 x 18	11737	39,0	19,0	39,0	19,0
22 x 22 x 22	11740	41,5	20,5	40,0	19,0
28 x 28 x 28	11744	46,0	23,0	47,0	24,0
35 x 35 x 35	11749	50,5	24,5	54,0	28,0
42 x 42 x 42	11753	59,0	29,0	60,0	30,0
54 x 54 x 54	11758	71,0	36,0	71,0	36,0
76,1 x 76,1 x 76,1	12776	121,0	66,0	116,0	61,0
88,9 x 88,9 x 88,9	12777	127,5	63,5	128,0	64,0
108 x 108 x 108	12778	155,0	77,0	154,5	76,5

R 2718 Raccordo a T con derivazione filetto femmina

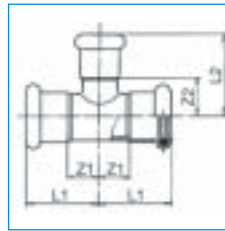
(pressato x filetto interno x pressato)



Dimensione	N° articolo	L1	Z1	L2	Z2
15 x Rp1/2 x 15	11759	37,0	17,0	37,0	22,0
18 x Rp1/2 x 18	11760	39,0	19,0	38,0	23,0
18 x Rp3/4 x 18	11761	39,0	19,0	42,7	26,4
22 x Rp1/2 x 22	11762	41,0	20,0	41,0	26,0
22 x Rp3/4 x 22	11763	41,5	20,5	41,0	24,7
28 x Rp1/2 x 28	11765	46,0	23,0	44,0	29,0
28 x Rp3/4 x 28	11766	46,0	23,0	45,0	28,7
35 x Rp1/2 x 35	11767	50,0	24,0	47,0	32,0
35 x Rp3/4 x 35	11768	50,0	24,0	48,0	31,7
42 x Rp1/2 x 42	11769	59,0	29,0	46,0	31,0
42 x Rp3/4 x 42	11770	59,0	29,0	51,0	34,7
54 x Rp1/2 x 54	11771	69,0	34,0	54,0	39,0
54 x Rp3/4 x 54	11772	71,0	36,0	58,0	41,7
54 x Rp2 x 54	11773	71,5	36,5	70,0	44,3
76,1 x Rp3/4 x 76,1	12800	121,0	66,0	69,0	52,7
76,1 x Rp2 x 76,1	12802	121,0	66,0	89,0	63,3
88,9 x Rp3/4 x 88,9	12804	127,5	63,5	76,0	59,7
88,9 x Rp2 x 88,9	12801	127,5	63,5	97,0	71,3
108 x Rp3/4 x 108	12803	155,0	77,0	85,0	68,7
108 x Rp2 x 108	12805	155,0	77,0	106,0	80,3

R 2715 Raccordo a T ridotto

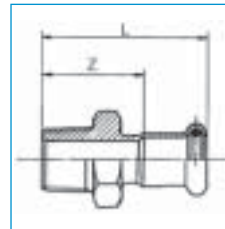
(con uscita ridotta, 3 x pressato)



Dimensione	N° articolo	L1	Z1	L2	Z2
18 x 15 x 18	11736	39,0	19,0	35,0	15
22 x 15 x 22	11738	41,0	20,0	36,0	16
22 x 18 x 22	11739	41,5	20,5	38,0	18
28 x 15 x 28	11741	46,0	23,0	42,0	22
28 x 18 x 28	11742	46,0	23,0	42,0	22
28 x 22 x 28	11743	46,0	23,0	45,0	24
35 x 15 x 35	11745	50,0	24,0	43,0	23
35 x 18 x 35	11746	50,5	14,5	44,0	24
35 x 22 x 35	11747	50,0	24,0	47,0	26
35 x 28 x 35	11748	51,0	25,0	49,0	26
42 x 22 x 42	11750	59,0	29,0	50,0	29
42 x 28 x 42	11751	59,0	29,0	53,0	30
42 x 35 x 42	11752	59,0	29,0	57,0	31
54 x 22 x 54	11754	71,0	36,0	56,0	35
54 x 28 x 54	11755	71,0	36,0	59,0	36
54 x 35 x 54	11756	71,0	36,0	64,0	38
54 x 42 x 54	11757	71,0	36,0	68,0	38
76,1 x 22 x 76,1	12758	121,0	66,0	71,0	50
76,1 x 28 x 76,1	12759	121,0	66,0	74,0	51
76,1 x 35 x 76,1	12760	121,0	66,0	78,0	52
76,1 x 42 x 76,1	12761	121,0	66,0	84,0	54
76,1 x 54 x 76,1	12762	121,0	66,0	90,0	55
88,9 x 22 x 88,9	12763	127,5	63,5	78,0	57,0
88,9 x 28 x 88,9	12764	127,5	63,5	81,0	58,0
88,9 x 35 x 88,9	12765	127,5	63,5	85,0	59,0
88,9 x 42 x 88,9	12766	127,5	63,5	91,0	61,0
88,9 x 54 x 88,9	12767	127,5	63,5	97,0	62,0
88,9 x 76,1 x 88,9	12768	127,5	63,5	123,5	68,5
108 x 22 x 108	12769	155,0	77,0	87,0	66,0
108 x 28 x 108	12770	155,0	77,0	90,0	67,0
108 x 35 x 108	12771	155,0	77,0	94,0	68,0
108 x 42 x 108	12772	155,0	77,0	100,0	70,0
108 x 54 x 108	12773	155,0	77,0	106,0	71,0
108 x 76,1 x 108	12774	155,0	77,0	132,5	77,5
108 x 88,9 x 108	12775	155,0	77,0	137,5	73,5

R 2705 Manicotto misto con filetto maschio

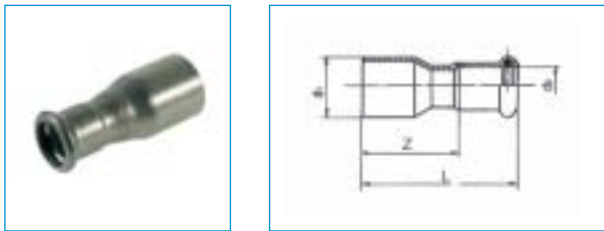
(pressato x filetto esterno)



Dimensione	N° articolo	L	Z
15 x R1/2	11658		52
15 x R3/4	11659		64
18 x R1/2	11660		52
18 x R3/4	11661		55
22 x R1/2	11663		67
22 x R3/4	11664		57
22 x R1	11662		72
28 x R3/4	11667		75
28 x R1	11665		62
28 x R1 1/4	11666		81
35 x R1	11668		83
35 x R1 1/4	11670		69
35 x R1 1/2	11669		84
42 x R1 1/4	11672		94
42 x R1 1/2	11671		74
54 x R1 1/2	11673		105
54 x R2	11674		86
76,1 x R2 1/2	20475		132
88,9 x R3	20476		140,5

R 2707 Riduzione maschio femmina

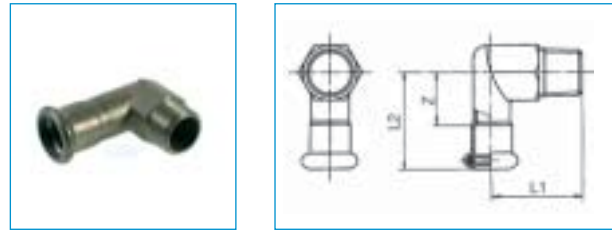
(pressato x estremità di inserimento)



Dimensione	N° articolo	L	Z	d1	d2
Ø18 x 15	11712	57	37	Ø18	15,0
Ø22 x 15	11713	60	40	Ø22	15,0
Ø22 x 18	11714	57	37	Ø22	18,0
Ø28 x 15	11715	73	53	Ø28	15,0
Ø28 x 18	11716	77	57	Ø28	18,0
Ø28 x 22	11717	68	47	Ø28	22,0
Ø35 x 15	11901	100	62	Ø35	15,0
Ø35 x 18	11718	106	86	Ø35	18,0
Ø35 x 22	11719	83	62	Ø35	22,0
Ø35 x 28	11720	74	51	Ø35	28,0
Ø42 x 15	11902	120	71	Ø42	15,0
Ø42 x 18	11903	126	70	Ø42	18,0
Ø42 x 22	11721	91	70	Ø42	22,0
Ø42 x 28	11722	100	77	Ø42	28,0
Ø42 x 35	11723	89	63	Ø42	35,0
Ø54 x 15	11904	149	96	Ø54	15,0
Ø54 x 18	11905	153	98	Ø54	18,0
Ø54 x 22	11724	109	88	Ø54	22,0
Ø54 x 28	11725	100	77	Ø54	28,0
Ø54 x 35	11726	127	101	Ø54	35,0
Ø54 x 42	11727	102	72	Ø54	42,0
Ø76,1 x 42	12810	155	123	Ø76,1	42,0
Ø76,1 x 54	12811	155	117	Ø76,1	54,0
Ø88,9 x 54	12812	167	129	Ø88,9	54,0
Ø88,9 x 76,1	12813	180	125	Ø88,9	76,1
Ø108 x 54	12814	195	157	Ø108	54,0
Ø108 x 76,1	12815	202	147	Ø108	76,1
Ø108 x 88,9	12816	202	138	Ø108	88,9

R 2728 Gomito misto a 90° con filetto maschio

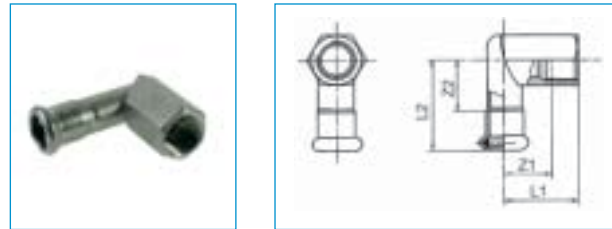
(pressato x filetto esterno)



Dimensione	N° articolo	L2	Z	L1
15 x R1/2	11687	56	36	37
18 x R1/2	11688	56	36	37
22 x R3/4	11689	59	38	39
28 x R1	11690	65	42	44
35 x R1 1/4	11691	71	45	49
42 x R1 1/2	11692	80	50	54
54 x R2	11693	90	55	60

R 2709 Gomito misto a 90° con filetto femmina

(pressato x filetto interno)

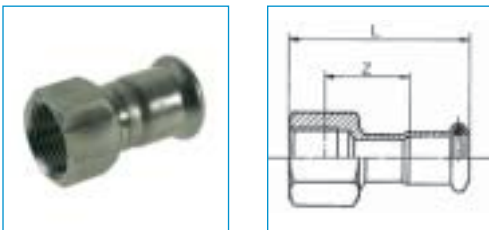


Dimensione	N° articolo	L2	Z2	L1	Z1
15 x Rp1/2	11682	56	36	37	22,0
18 x Rp1/2	11683	56	36	39	24,0
22 x Rp3/4	11684	59	38	46	29,7
28 x Rp1	11685	65	42	54	35,0
35 x Rp1 1/4	11686	71	45	63	41,6

71

R 2702 Manicotto misto con filetto femmina

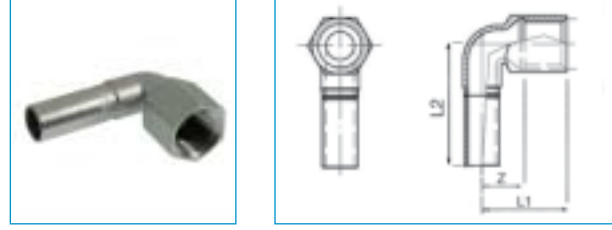
(pressato x filetto interno)



Dimensione	N° articolo	L	Z
15 x Rp1/2	11641	53	18,0
15 x Rp3/4	11642	67	30,7
18 x Rp1/2	11643	51	16,0
18 x Rp3/4	11644	61	24,7
22 x Rp1/2	11646	52	16,0
22 x Rp3/4	11647	62	24,7
22 x Rp1	11645	84	44,0
28 x Rp3/4	11650	73	33,7
28 x Rp1	11648	67	25,0
28 x Rp1 1/4	11649	82	37,6
35 x Rp1	11651	88	43,0
35 x Rp1 1/4	11653	71	23,6
35 x Rp1 1/2	11652	83	35,6
42 x Rp1 1/4	11654	94	42,6
42 x Rp1 1/2	11655	73	21,6
54 x Rp1 1/2	11656	104	47,6
54 x Rp2	11657	85	24,3

R 2710 Gomito misto a 90° con filetto femmina

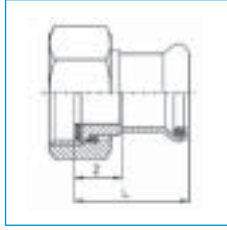
(estremità di inserimento x filetto interno)



Dimensione	N° articolo	L2	Z	L1
15 x Rp1/2	12871	52	18	36

R 2704 Manicotto a dado libero

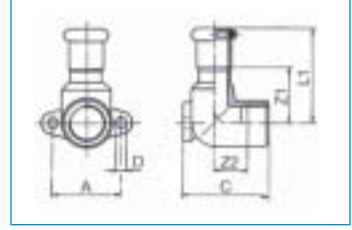
(pressato x filetto interno)



Dimensione	N° articolo	L	Z
15 x G3/4	11774	48	29,5
18 x G3/4	11775	50	29,0
22 x G1	11776	54	31,0
28 x G1 1/4	11777	59	34,2
35 x G1 1/2	11778	64	37,8
42 x G1 3/4	11779	72	38,2
54 x G2 3/8	11780	78	42,8

R 2716 Gomito misto a 90° femmina con flangia

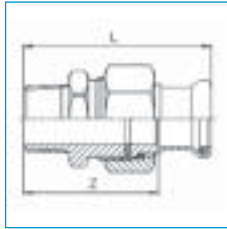
(pressato x filetto interno)



Dimensione	N° articolo	D	L1	Z1	A	Z2	C
15 x Rp1/2	11781	5	49	29	34	15,0	43
18 x Rp1/2	11782	5	49	29	34	15,0	43
22 x Rp3/4	11783	6	53	32	40	17,7	51

R 2735 Bocchettone a sede piana filetto maschio

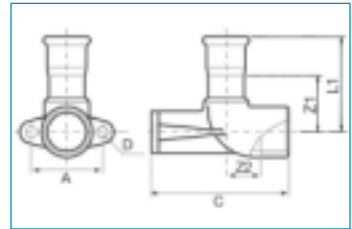
(pressato x filetto esterno)



Dimensione	N° articolo	L	Z
15 x R1/2	11889	76,5	56,5
15 x R3/4	11890	79,5	59,5
18 x R1/2	11891	76,5	56,5
18 x R3/4	11892	79,0	59,0
22 x R1/2	11893	80,0	59,0
22 x R3/4	11894	82,0	61,0
22 x R1	11895	86,0	65,0
28 x R1	11896	90,0	67,0
35 x R1 1/4	11897	100,5	74,5
42 x R1 1/2	11898	108,0	78,0
54 x R2	11889	121,0	86,0

R 2737 Gomito misto a 90° femmina con flangia e distanziale

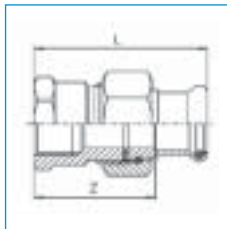
(pressato x filetto interno)



Dimensione	N° articolo	D	L1	Z1	A	Z2	C
15 x Rp1/2	11876	6,5	46	26	40	15,0	65
18 x Rp1/2	11877	5,5	46	26	40	15,0	65
22 x Rp3/4	11878	6,0	51	30	40	17,7	65

R 2738 Bocchettone a sede piana filetto femmina

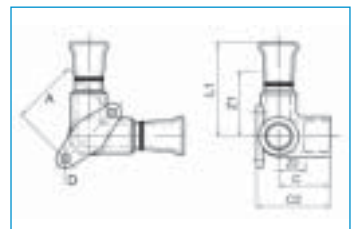
(pressato x filetto interno)



Dimensione	N° articolo	L	Z
15 x Rp1/2	11879	72,5	37,5
15 x Rp3/4	11880	74,5	38,5
18 x Rp1/2	11881	72,0	37,0
18 x Rp3/4	11882	74,0	37,7
22 x Rp3/4	11883	76,0	38,7
22 x Rp1	11884	79,0	39,0
28 x Rp1	11885	83,0	41,0
35 x Rp1 1/4	11886	92,5	45,1
42 x Rp1 1/2	11887	98,0	46,6
54 x Rp2	11888	112,0	51,3

R 2719 Trivio 90° con flangia e filetto femmina

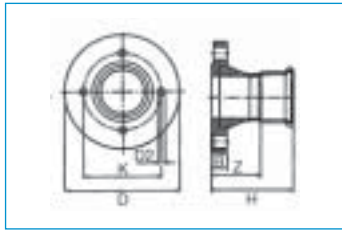
(2 x pressato x filetto interno)



Dimensione	N° articolo	D	L1	Z1	A	Z2	C	C2
15 x Rp1/2 x 15	12969	5	56	38	39	15	43	30

R 2726 Pezzo flangiato PN 10/16

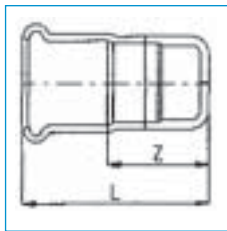
(1 x pressato)



Dim.	N° art.	Z	D	H	K	B	D2	Fori
15	11675	34,0	95	54,0	65	11	14	4
18	11676	40,0	95	60,0	65	11	14	4
22	11677	42,5	105	63,5	75	12	14	4
28	11678	48,0	115	71,0	85	14	14	4
35	11679	53,0	140	79,0	100	15	18	4
42	11680	61,0	150	91,0	110	16	18	4
54	11681	77,0	165	112,0	125	18	18	4
76,1	12682	50,5	185	105,5	145	18	18	4
88,9	12683	48,5	200	112,5	160	20	18	8
108	12684	51,5	220	129,5	180	20	18	8

R 2729 Tappo femmina per chiusura definitiva

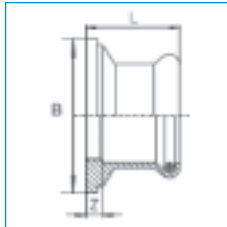
(1 x pressato)



Dimensione	N° articolo	L	Z
15	11701	37,0	17,0
18	11702	39,0	19,0
22	11703	41,0	20,0
28	11704	46,0	23,0
35	11705	51,0	25,0
42	11706	60,0	30,0
54	11707	71,0	36,0
76,1	12707	97,5	42,5
88,9	12708	104,5	40,5
108	12709	125,5	47,5

R 2736 Elemento inserito

(pressato x guarnizione piatta)



Dimensione	N° articolo	L	Z	B
15 x 1 1/8	11860	38	18	34,0
15 x 1 1/2	11861	38	18	44,5
18 x 1 1/4	11862	38	18	38,5
18 x 1 1/2	11863	38	18	44,5
22 x 1 1/4	11864	39	18	38,5
22 x 1 1/2	11865	39	18	44,5
28 x 1 1/2	11866	42	19	44,5
35 x 2	11867	46	20	56,4
42 x 2 1/4	11868	50	20	62,0
54 x 2 3/4	11869	56	21	78,0

R 2760 O-ring di tenuta

(in EPDM nero) per acciaio inossidabile



Dimensione	N° articolo
15	11784
18	11785
22	11786
28	11787
35	11788
42	11789
54	11790
76,1	20801
88,9	20802
108	20803

R 2761 O-ring di tenuta

(in FPM verde) per applicazioni particolari



Dimensione	N° articolo
15	80057
18	80058
22	80059
28	80060
35	80061
42	80065
54	80066
76,1	11937
88,9	11938
108	11939

